

Project Activity Report

SEPTEMBER 2024

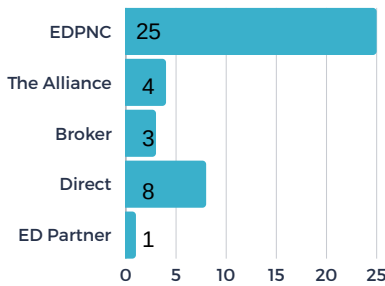


STATS OVER THE PAST MONTH

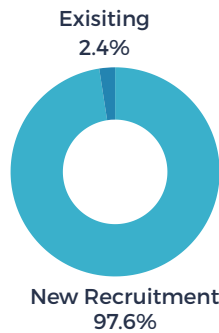
The EDC received **14** new projects/RFIs (request for information) in September and submitted sites/buildings for **8** of the new requests. There were **2** client/consultant site visits or meetings in September.

Project Activity Highlights

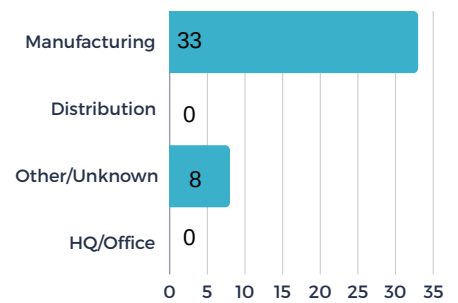
PROJECTS BY SOURCE



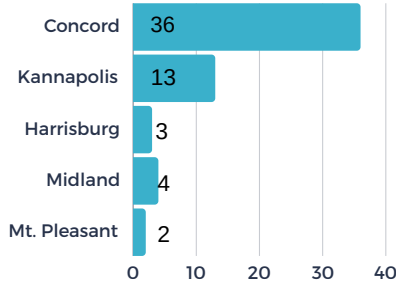
PROJECTS BY TYPE



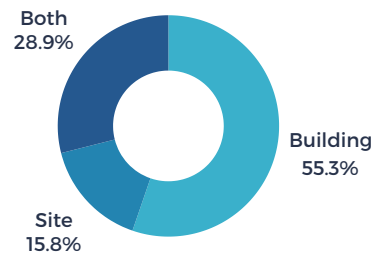
PROJECTS BY INDUSTRY



OF PROJECTS BY LOCATION



BUILDINGS VS. SITE - %



213

average jobs per project



158M

average investment per project

177K

average square feet per project



57

average acres per project



44%

of Cabarrus EDC's projects involved companies outside of the U.S.