

# September 2020 Project Activity Report



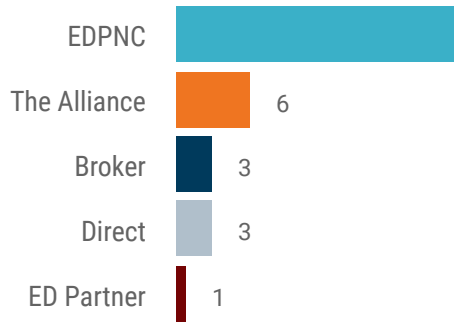
The EDC received 5 new RFIs (requests for information) in September and submitted sites/buildings for 4 of the new requests. There was 1 client/consultant in-person visit in September.



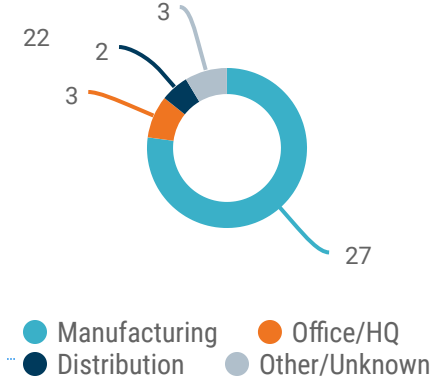
## Other Project Activity Stats



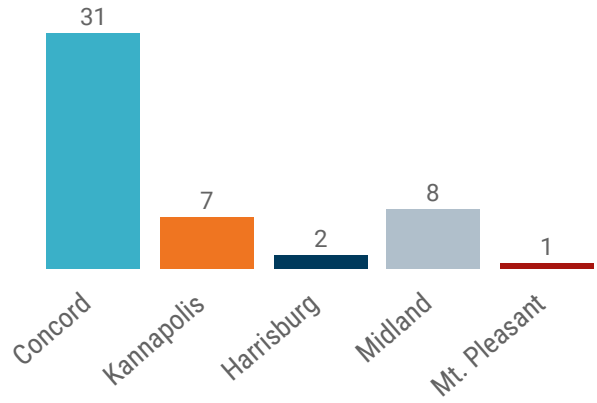
### Projects By Source



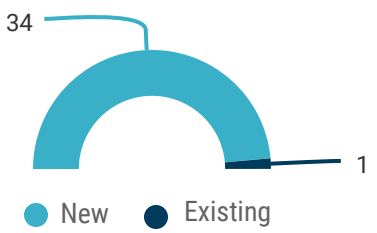
### Projects By Industry



### # of Projects By Location



### Projects By Type



**372**  
average jobs per project



**152K**  
average square feet per project



**60**  
average acres per project



**20%**  
of Cabarrus EDC's projects involve companies outside of the U.S.



**192M**  
average investment per project



### Building vs. Site - %

