

Project Activity Report

OCTOBER 2024

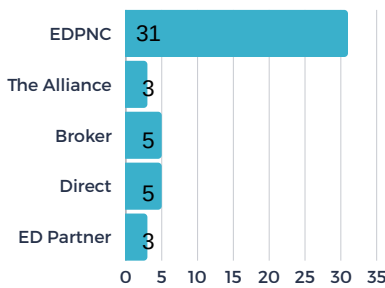


STATS OVER THE PAST MONTH

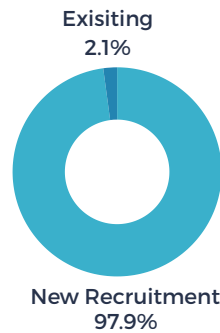
The EDC received **22** new projects/RFIs (request for information) in October and submitted sites/buildings for **15** of the new requests. There was **1** client/consultant site visit or meeting in October.

Project Activity Highlights

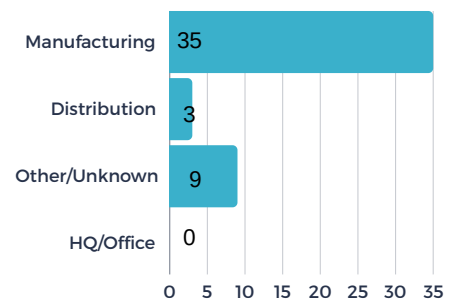
PROJECTS BY SOURCE



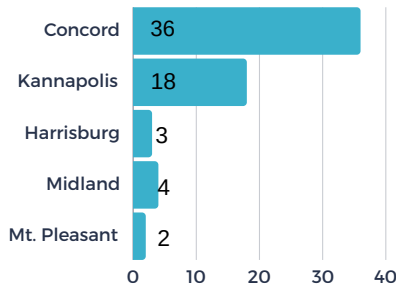
PROJECTS BY TYPE



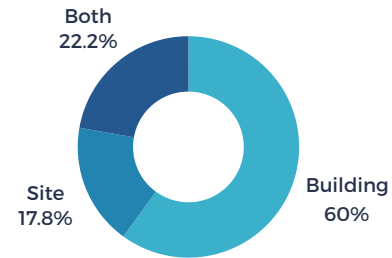
PROJECTS BY INDUSTRY



OF PROJECTS BY LOCATION



BUILDINGS VS. SITE - %



204

average jobs per project



86M

average investment per project

175K

average square feet per project



54

average acres per project



40%

of Cabarrus EDC's projects involved companies outside of the U.S.