

Project Activity Report

NOVEMBER 2024

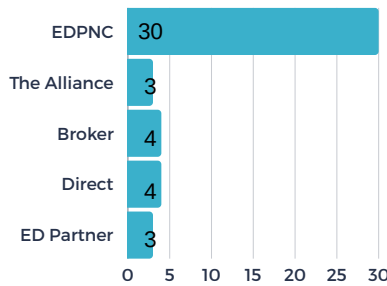


STATS OVER THE PAST MONTH

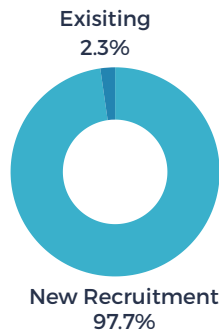
The EDC received **9** new projects/RFIs (request for information) in November and submitted sites/buildings for **5** of the new requests. There were **5** client/consultant site visits or meetings in November.

Project Activity Highlights

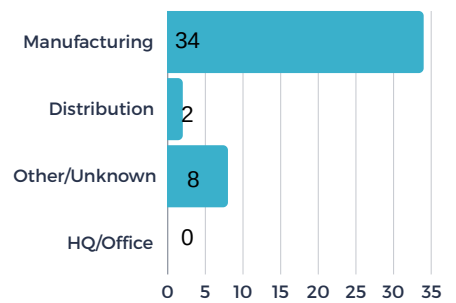
PROJECTS BY SOURCE



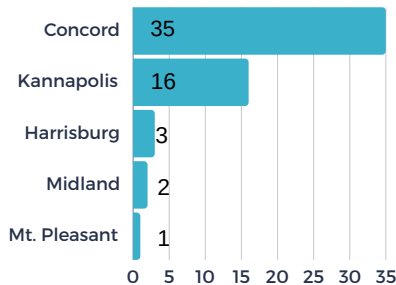
PROJECTS BY TYPE



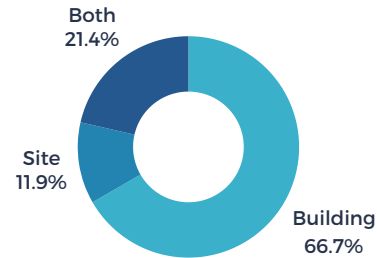
PROJECTS BY INDUSTRY



OF PROJECTS BY LOCATION



BUILDINGS VS. SITE - %



154

average jobs per project



61M

average investment per project

140K

average square feet per project



34

average acres per project



48%

of Cabarrus EDC's projects involved companies outside of the U.S.