

Project Activity Report

JANUARY 2025

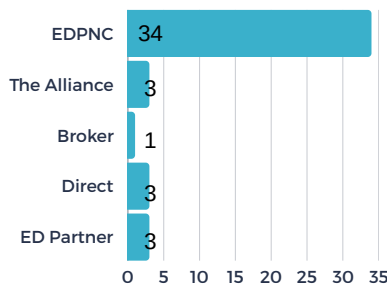


STATS OVER THE PAST MONTH

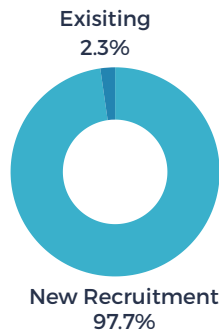
The EDC received **13** new projects/RFIs (request for information) in January and submitted sites/buildings for **5** of the new requests. There was **1** client/consultant site visit or meeting in January.

Project Activity Highlights

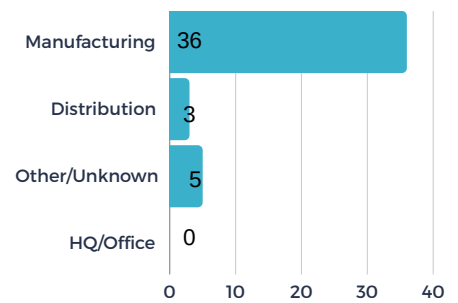
PROJECTS BY SOURCE



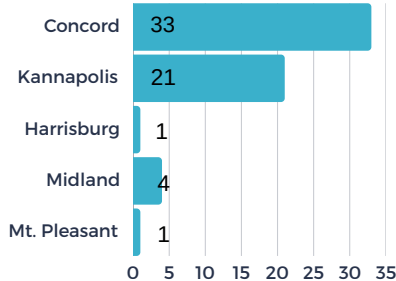
PROJECTS BY TYPE



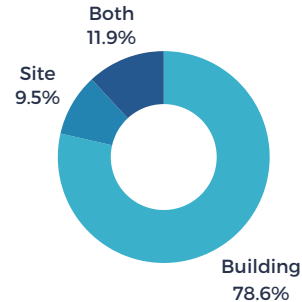
PROJECTS BY INDUSTRY



OF PROJECTS BY LOCATION



BUILDINGS VS. SITE - %



160

average jobs per project



102M

average investment per project

117K

average square feet per project



35

average acres per project



45%

of Cabarrus EDC's projects involved companies outside of the U.S.