

Project Activity Report

FEBRUARY 2025

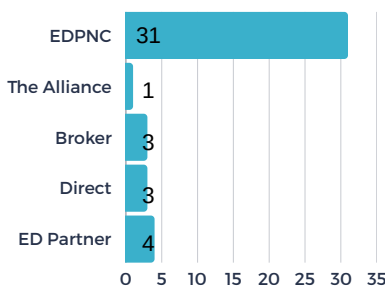


STATS OVER THE PAST MONTH

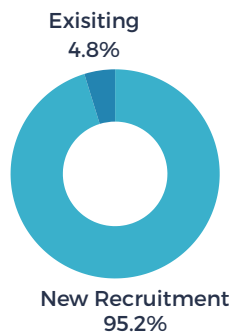
The EDC received **13** new projects/RFIs (request for information) in February and submitted sites/buildings for **7** of the new requests. There was **1** client/consultant site visit or meeting in February.

Project Activity Highlights

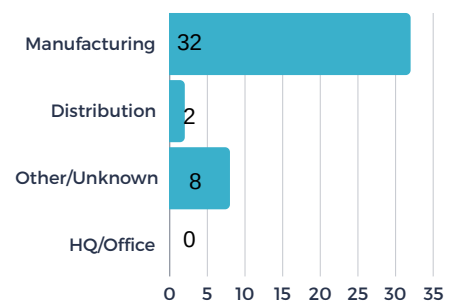
PROJECTS BY SOURCE



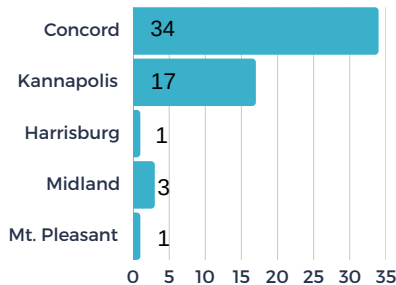
PROJECTS BY TYPE



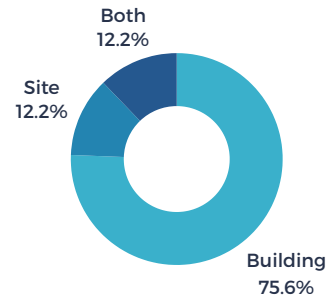
PROJECTS BY INDUSTRY



OF PROJECTS BY LOCATION



BUILDINGS VS. SITE - %



154

average jobs per project



89M

average investment per project

121K

average square feet per project



36

average acres per project



40%

of Cabarrus EDC's projects involved companies outside of the U.S.