

Project Activity Report

AUGUST 2024

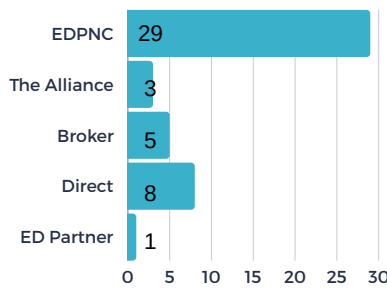


STATS OVER THE PAST MONTH

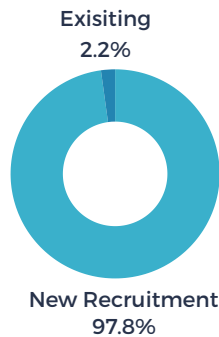
The EDC received **20** new projects/RFIs (request for information) in August and submitted sites/buildings for **11** of the new requests. There were **2** client/consultant site visits or meetings in August.

Project Activity Highlights

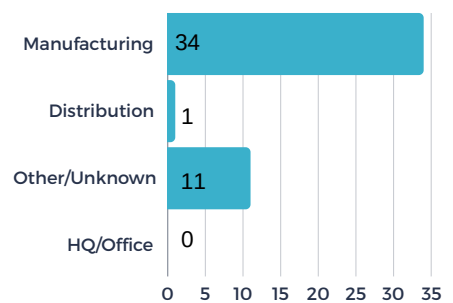
PROJECTS BY SOURCE



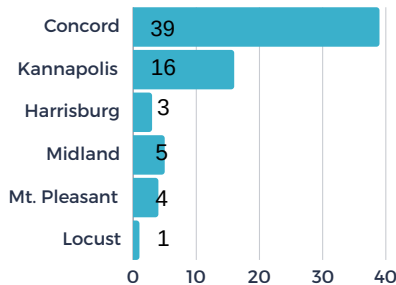
PROJECTS BY TYPE



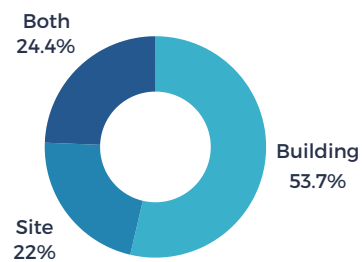
PROJECTS BY INDUSTRY



OF PROJECTS BY LOCATION



BUILDINGS VS. SITE - %



172

average jobs per project



88M

average investment per project

167K

average square feet per project



62

average acres per project



39%

of Cabarrus EDC's projects involved companies outside of the U.S.