

October 2019 Project Activity Report



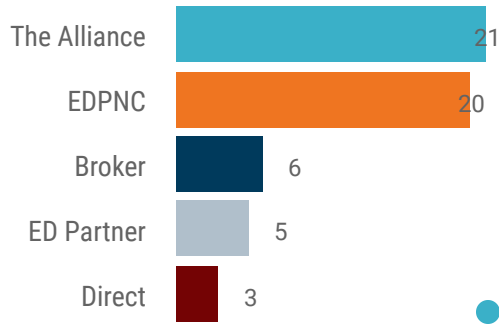
The EDC received 15 new RFIs (requests for information) in October and submitted sites/buildings for 13 of the new requests. There were 2 client site visits in October.



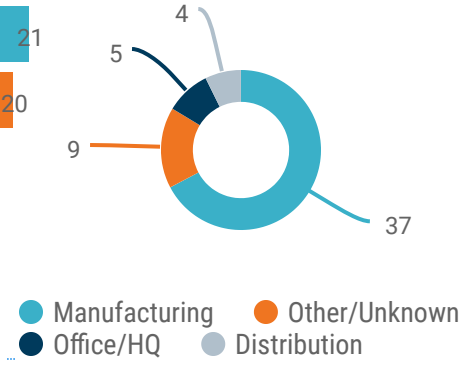
Other Project Activity Stats



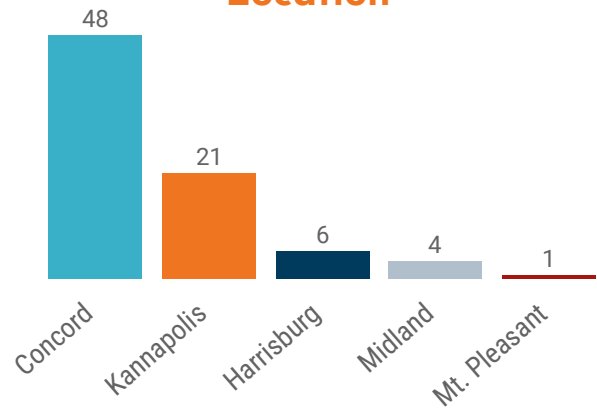
Projects By Source



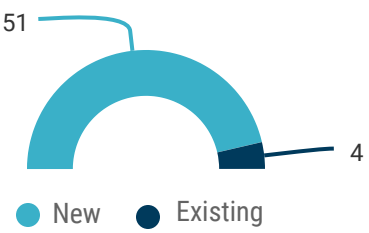
Projects By Industry



of Projects By Location



Projects By Type



190

average jobs per project



72K

average square feet per project



28

average acres per project



38%

of Cabarrus EDC's projects involve companies outside of the U.S.



99M

average investment per project



Building vs. Site - %

