

November 2019 Project Activity Report



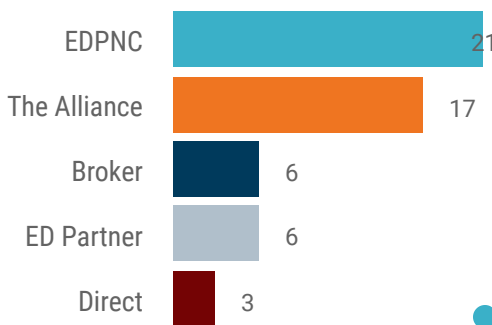
The EDC received 7 new RFIs (requests for information) in November and submitted sites/buildings for 6 of the new requests. There were 4 client site visits in November.



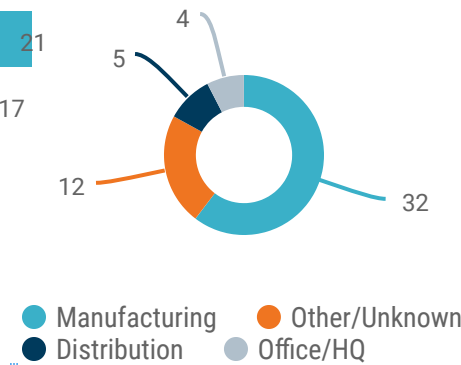
Other Project Activity Stats



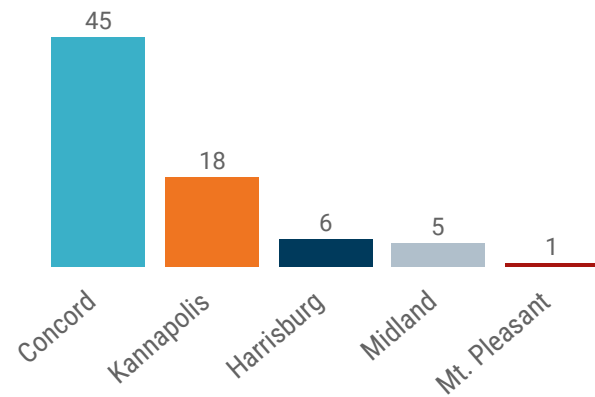
Projects By Source




Projects By Industry



of Projects By Location



Projects By Type



183

average jobs per project



79K

average square feet per project



25

average acres per project



36%
of Cabarrus EDC's projects involve companies outside of the U.S.



91M
average investment per project



Building vs. Site - %

