

February 2020 Project Activity Report



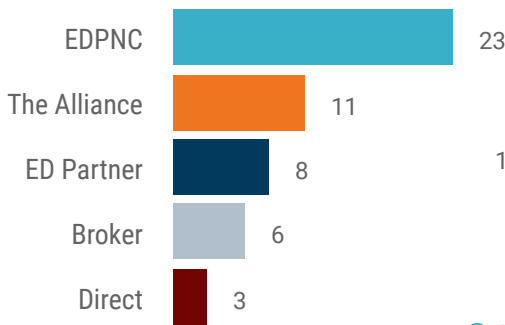
The EDC received 6 new RFIs (requests for information) in February and submitted sites/buildings for all 6 of the new requests. There were 6 client/consultant site visits in February.



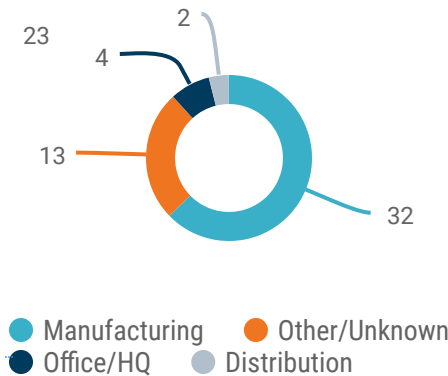
Other Project Activity Stats



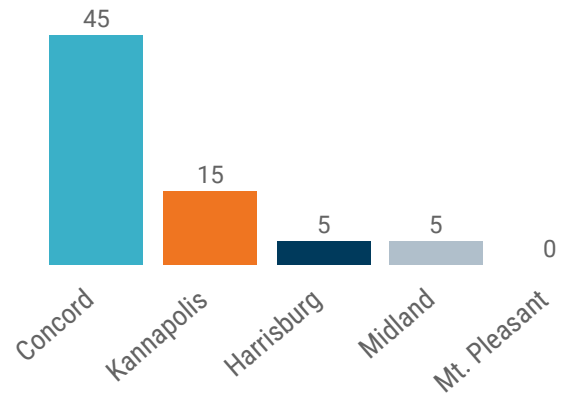
Projects By Source



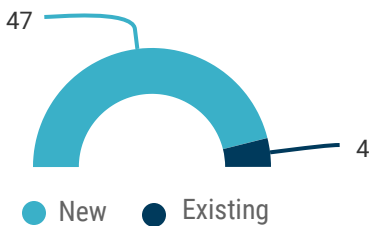
Projects By Industry



of Projects By Location



Projects By Type



198

average jobs per project



105K

average square feet per project



28

average acres per project



35%
of Cabarrus EDC's projects involve companies outside of the U.S.



97M
average investment per project



Building vs. Site - %

