

August 2019 Project Activity Report



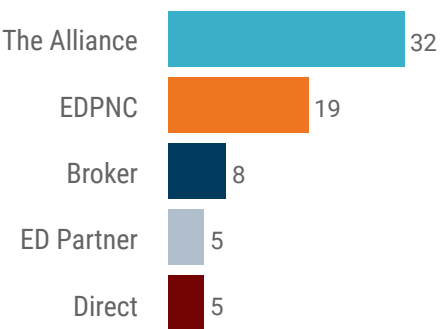
The EDC received 17 new RFIs (requests for information) in August and submitted sites/buildings for all 17 of the new requests. There were 6 client site visits in August.



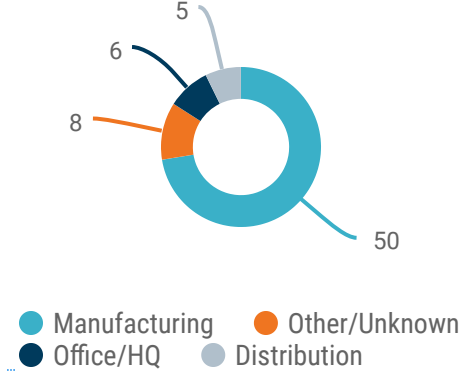
Other Project Activity Stats



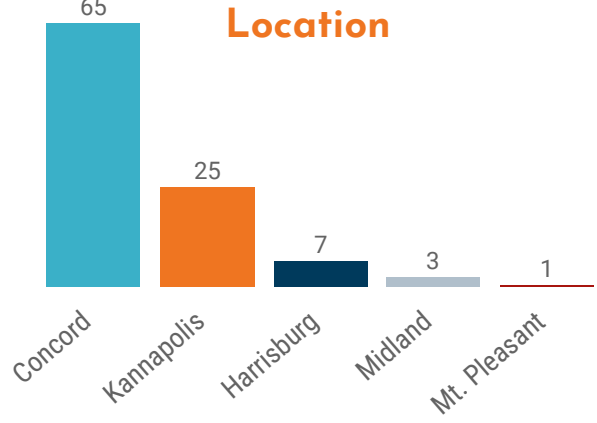
Projects By Source



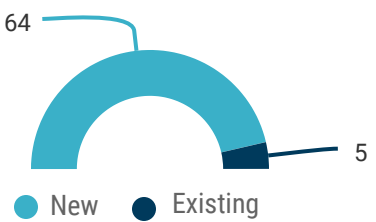
Projects By Industry



of Projects By Location



Projects By Type



168

average jobs per project



72K

average square feet per project



42%

of Cabarrus EDC's projects involve companies outside of the U.S.



73M

average investment per project



44

average acres per project

