

April 2020 Project Activity Report



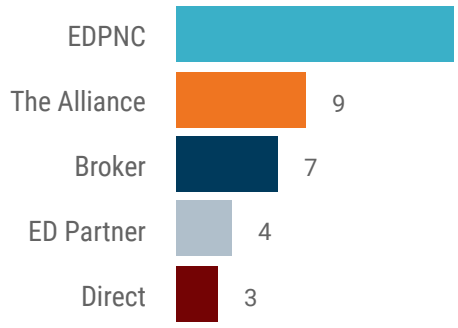
The EDC received 8 new RFIs (requests for information) in April and submitted sites/buildings for all 8 of the new requests. There was 1 client/ consultant visit (virtual) in April.



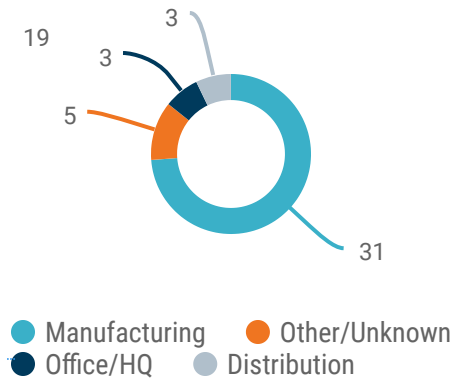
Other Project Activity Stats



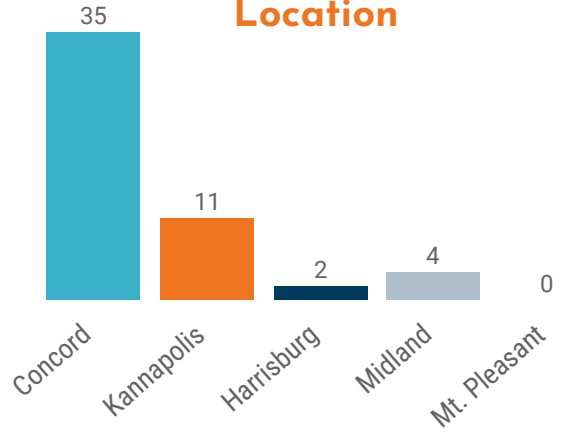
Projects By Source



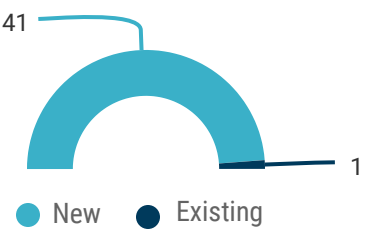
Projects By Industry



of Projects By Location



Projects By Type



216
average jobs per project



127K
average square feet per project



30
average acres per project



17%
of Cabarrus EDC's projects involve companies outside of the U.S.



99M
average investment per project



Building vs. Site - %

